

BÀI KIỂM TRA ĐỊNH KÌ CUỐI KÌ 2
MÔN TIẾNG ANH LỚP 2
NĂM HỌC: 2016-2017
(Thời gian làm bài: 40 phút)

FULL NAME:.....

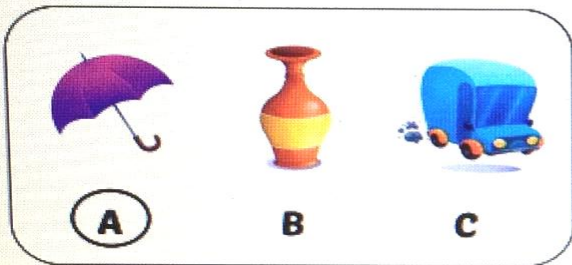
CLASS:

Giáo viên coi		Giáo viên chấm		
Mark				Comment
Listening	Reading and writing	Speaking	Total	

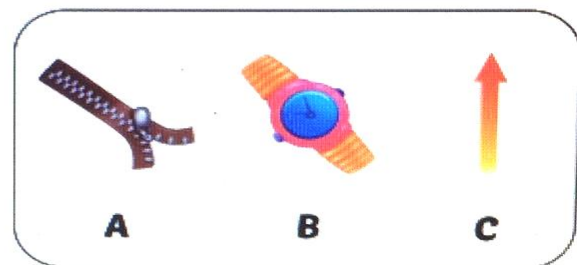
Part A: Listening

Question 1: Listen and circle A, B or C. there is an example

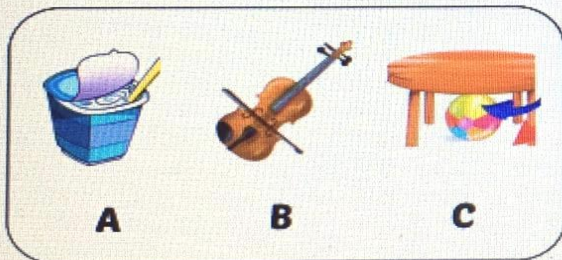
Example




1.



2.




3.
























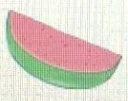


4.













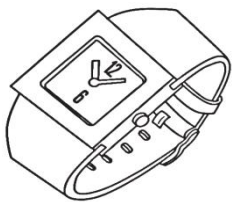

5.



















Question 2: Listen and tick. There is an example.

Example	 <input checked="" type="checkbox"/>	 <input type="checkbox"/>	 <input type="checkbox"/>	 <input type="checkbox"/>
1.	 <input type="checkbox"/>	 <input type="checkbox"/>	 <input type="checkbox"/>	 <input type="checkbox"/>
2.	 <input type="checkbox"/>	 <input type="checkbox"/>	 <input type="checkbox"/>	 <input type="checkbox"/>
3.	 <input type="checkbox"/>	 <input type="checkbox"/>	 <input type="checkbox"/>	 <input type="checkbox"/>
4.	 <input type="checkbox"/>	 <input type="checkbox"/>	 <input type="checkbox"/>	 <input type="checkbox"/>
5.	 <input type="checkbox"/>	 <input type="checkbox"/>	 <input type="checkbox"/>	 <input type="checkbox"/>

Question 3: Listen and colour the right pictures. There is an example

0.	A 	B 	1.	A 	B 
2.	A 	B 	3.	A 	B 
4.	A 	B 	5.	A 	B 





Question 4: Listen and write the letters. Then circle the right picture. There is an example

1	Ww			
2	-----			
3	-----			
4	-----	6		
5	-----			
6	-----		0	

Part B: Reading and write


Question 5. Read and circle. There is an example

Example: 0. This is a taxi

A	B	C	D
			

1. watermelon

A



B



C



D



2. Look! A well


A



B



C



D



3. This is a zebra in the zoo

A



B



C



D



4. Where is the van? It's in the box

A



B



C



D



Question 6 . Re-order the words. There is an example

0.

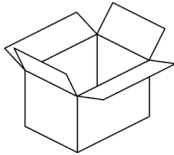


z-a-b-r-e



zebra

1.



o-b-x



.....

2.



s-a-v-e



.....

3.



g-u-r-t-y-o



.....

4.



w-a-c-t-h



.....

SPEAKING

1. getting to know each other

a. greeting: hello...-M1

b. What's your name? My name's...-M1

c. How are you?- I'm fine...- M2

2. Look and say



a. name the picture/letter(2 picture): - M1


example lemon, lion, mouse...

b. is it...? Yes, it is/ No, it isn't- M2

c. What's it? It's.....(2 picture)- M3

d. What's animal do you like? I like.....- M4

3. describing the picture



www.shutterstock.com · 116808127

Học sinh tự miêu tả, nêu tên các hình- m3

Học sinh nêu thêm hành động, vị trí,....-m4

ĐÁP ÁN ĐỀ THI KÌ CUỐI KÌ 2
MÔN TIẾNG ANH LỚP 2
NĂM HỌC: 2016-2017
(Thời gian làm bài: 40 phút)

Transcripts

Question 1: Listen and circle the picture. There is an example

0. umbrella
1. Watch
2. I like yogurt
3. Well
4. Can you see the window? Yes I can
5. Do you like the monkeys? No, I don't but I like the zebras

Question 2: Listen and tick. T

0. UMBRELLA
1. Look! A zip
2. I have a pretty violet
3. Look! A vase
4. I like my yo-yo
5. This is a watermelon

Question 3: Listen and colour the correct picture

0. Look! A box
1. A pretty violet
2. Number 6
3. Look! The funny zebra
4. What toys do you like? I like the yo-yos
5. A well

Question 4: listen and write the letter

1. wW
2. Look at the letter Y-m2
3. What's sound of this letter? It makes V sound -m4
4. Let's write the letter S on your notebook- m3
5. Letter W with w sound- m3
6. Look at letter Z on the board-m4

Answer Keys

Question 1: Listen and circle A, B or C (1,25 pts)

- 1.B 2.A 3.B 4.B 5.B

Question 2: Listen and tick (1,25pts)

- 1.zip 2. violet 3. vase 4. Yo-yo 5.waterlemon

Question 3: Listen and colour the right pictures (1,25pts)

- 1.B 2.B 3.A 4.A 5.B

Question 4.Listen and write the letters. Then circle the right picture (1,25pts)

- 2.Yy- yogurt 3.Vv-violet 4.Ss 5. Ww 6.Zz

Question 5. Read and circle (1pt)

- 1.A 2.C 3.D 4.D

Question 6. Re-order the words (1pt)

1.box

2.vase

3.yogurt

4.watch