

School:

Full name:

Form: 1/....

**THE SECOND
SEMESTER EXAM**

Duration : 35 ms

Date:/...../.....

Sex: male female

| <u>Marks</u> | <u>Teacher's ideas</u> |
|--------------|------------------------|
|--------------|------------------------|

I. Look and write:

| | | | |
|------------|-----------------|-----------------|-----------------|
| up down | juice apples | a boy a girl | a book a car |
|------------|-----------------|-----------------|-----------------|



Ex: a book



1. _____



2. _____



3. _____



4. _____



5. _____



6. _____



7. _____

II. Look at the picture and complete the word:



Ex: jump



1. pu_ding



2. turn aro_nd



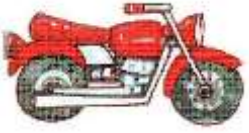
3. cook_es



4. cra_on



5. pu_pet



6. moto_cycle



7. Tru_k

III. Complete the conversation:

| | | | | | | |
|-------|------|--------|--------|-----|-------|--------|
| Benny | see | name's | please | too | I'm | fine |
| bye | like | Good | Here | you | thank | you're |

Ex: I'm Benny.

Hello, Benny.

1. My _____ Sue

_____ morning, Sue.

2. How are _____?

_____, thank you.

3. A book. _____ you.

_____ welcome.

4. Good- _____!

_____ you tomorrow!

5. Cookies, _____.

_____ you are.

6. I _____ pink.

Me, _____!

IV. Connect:



o

o Stand up!



o

o Clean up!



o

o March!




o

o Line up!

V. Which are the same? Circle.



VI. Which is different? Write an X.



ĐÁP ÁN

I. Look and write:

| | | | |
|------------|-----------------|-----------------|-----------------|
| up down | juice apples | a boy a girl | a book a car |
|------------|-----------------|-----------------|-----------------|



Ex: a book



1. ___ down _



2. ___ apples _



3. ___ a boy _



4. ___ a car _



5. ___ juice _



6. ___ a girl _



7. ___ up _

II. Look at the picture and complete the word:



Ex: jump



1. pudding



2. turn around



3. cookies



4. crayon



5. puppet



6. *motorcycle*



7. *Truck*

III. Complete the conversation:

| | | | | | | |
|--------------|-------------|---------------|---------------|------------|--------------|---------------|
| <i>Benny</i> | <i>see</i> | <i>name's</i> | <i>please</i> | <i>too</i> | <i>I'm</i> | <i>fine</i> |
| <i>bye</i> | <i>like</i> | <i>Good</i> | <i>Here</i> | <i>you</i> | <i>thank</i> | <i>you're</i> |

Ex: *I'm* *Benny*.

Hello, Benny.

1. *My name's Sue*

Good morning, Sue.

2. *How are you?*

Fine, thank you.

3. *A book. thank you.*

You're welcome.

4. *Good- bye!*

See you tomorrow!

5. *Cookies, please.*

Here you are.

6. *I like pink.*

Me, to!

IV. Connect:



o

o Stand up!



o

o Clean up!



o

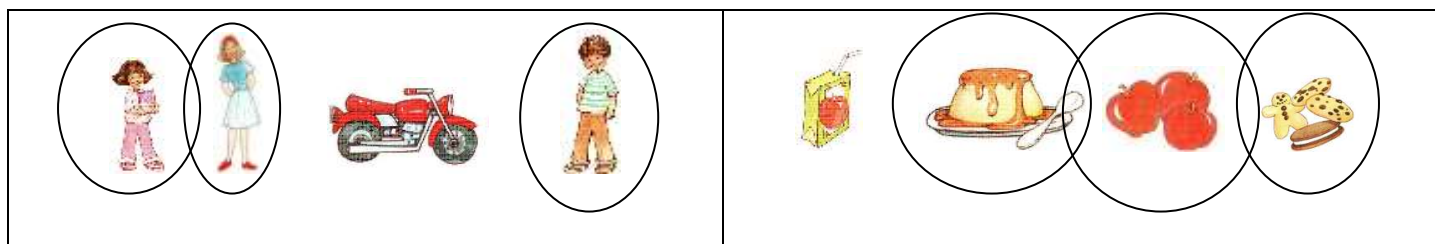
o March!



o

o Line up!

V. Which are the same? Circle.



VI. Which is different? Write an X.

